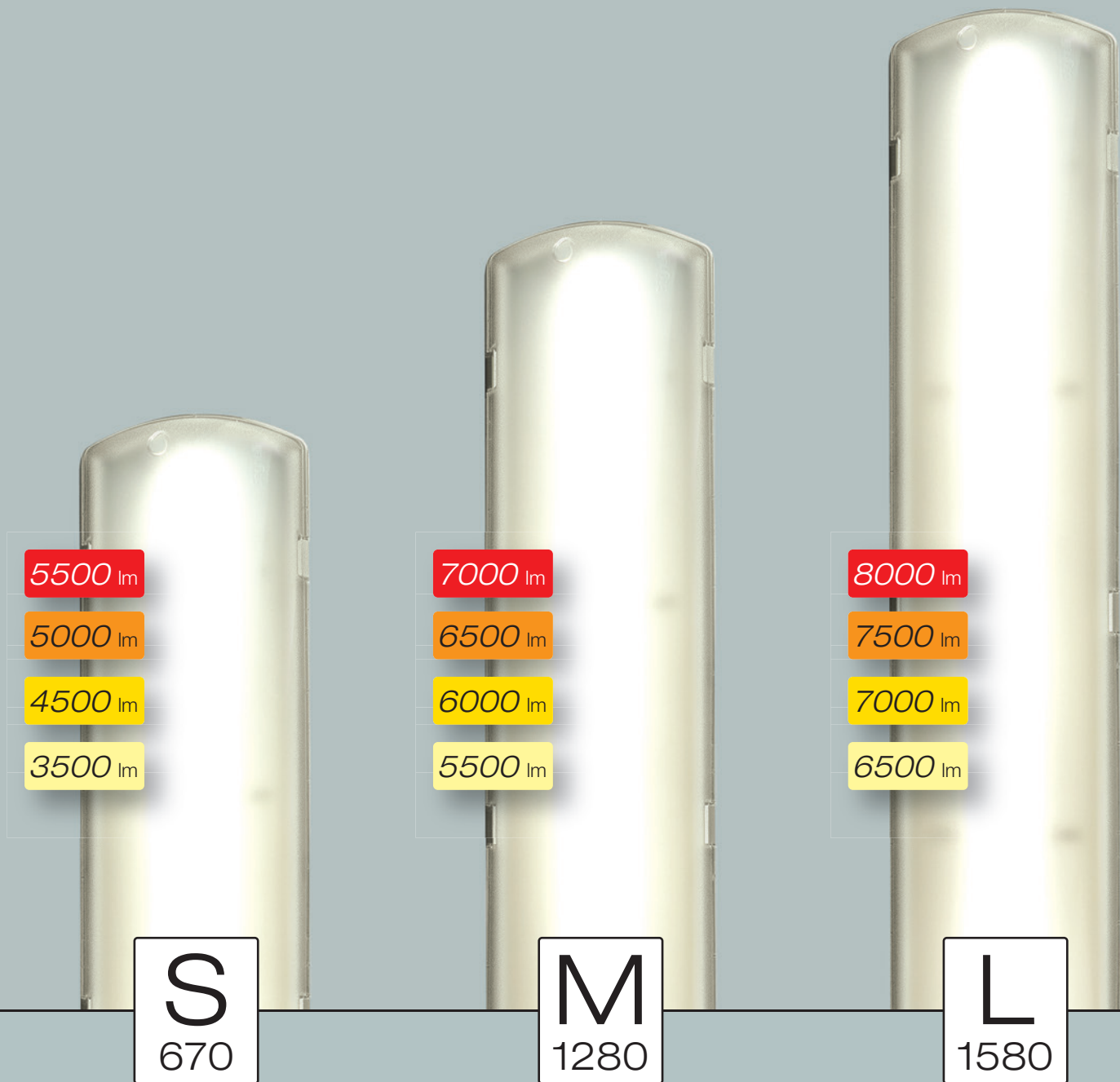


BS100 LED

Adjustable



4 different fluxes in each luminaire

Beghelli



BS100 LED Adjustable

Waterproof ceiling luminaire

High performance luminaire with high flux and no-glare screen. Ready for emergency mode when equipped with related power pack. The luminaire is designed as versatile solution equipped with a 4-position switch driver allowing to change light output into 4 different values. Luminaire body is composed of self-extinguishing polycarbonate UV stabilized and screen is designed to spread light in the no-glare best way. Luminaire is suitable for outdoor installations (when protected from direct impact of weather conditions, namely sun, rain, wind, snow or hailstorm) and for industrial environments thanks to a special gasket and closing hooks.

GENERAL CHARACTERISTICS

Power supply 230Vac ±10% 50Hz

Standard EN 60598-1, EN 60598-2-1, EN 60598-2-22 (fundamental requirements), EN 62471 (Photobiological hazard)

Protection grade IP65, IK05

Working temp. -20 ÷ +40°C

Mounting ceiling, suspension, busbar trunking

Housing Polycarbonate, RAL 7035 light grey

Optic white reflective powder coated steel

Diffuser Micro-structured finished high transmission polycarbonate

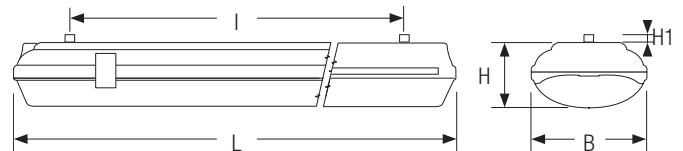
Driver Electronic (cos φ ≥ 0,98) current driven in 4 different steps

MTBF Control gear** 65.000h

Luminous flux maintenance** >60.000h (L80B20)

Colour deviation 3 SDCM

** At environmental reference temperature of 25°C



Measure	• Dimensions (mm) •					Weight max kg
	L	B	H	H1	I	
S	671	170	95	10	475	1,4
M	1280	170	95	10	660	2,3
L	1581	170	95	10	900	2,7

Accessories

supplied

Order Code	Description
-	CABLE GLAND M20

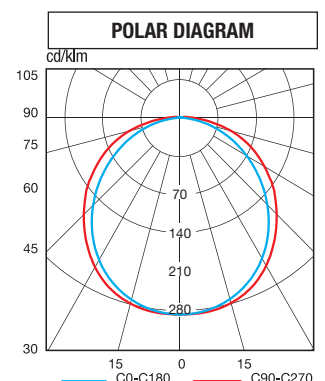
Accessories

to be ordered separately

Order Code	Description
3905	PROTECTIVE GRID S670
8066	PROTECTIVE GRID M1280
8067	PROTECTIVE GRID L1560

SPECIAL VERISONS: versions with color temperatures at 3000K and 6000K.
Contact Beghelli sales for more informations.

INVERTER	EMERGENCY WITH INVERTER LED		TR	AT	LG	LGFM
	19358	INVERTER PLUG&LIGHT LED SE/SA 1H 20-60V	to be ordered separately			
	19359	INVERTER PLUG&LIGHT LED SE/SA 3H 20-60V	to be ordered separately			
	19355	INV LED AT/LG 6W 55V 123H	to be ordered separately			
	19356	INV LED LGFM 6W 55V 123H	to be ordered separately			
RA02	BATTERIA AUTORIPARA INVERTER 7.2V 1.7Ah	to be ordered separately				



Energy saving optimization by help of 4 different flux values in 4 different steps

Luminaire set at max. flux (step 4) at manufacturing



Lighting installations should take care for both proper illumination as well as energy savings. BS100 LED Adjustable provides both the two qualities thanks to its 4-steps driver (current driven) so that to perform the highest light efficiency and energy saved.

To assess step fluxes, check the table of codes.

BS100 LED Adjustable S 670

Order code	Description	LED Power W	Colour temperature K	Colour rendering	Power consumption Max W	N° LEDs	Flux of LEDs lm (Tj=25°C)	Luminous efficiency lm/W	Energy Class	Packaging sing/multi	Fixture Flux lm		
40003	BS100 LED REGOLABILE S670 4K	37	4000	>80	41	96	-	134	A++	1	5500		
						STEP 1 3500lm 25W		STEP 2 4500lm 32W		STEP 3 5000lm 36W		STEP 4 5500lm 41W	

BS100 LED Adjustable M 1280

Order code	Description	LED Power W	Colour temperature K	Colour rendering	Power consumption Max W	N° LEDs	Flux of LEDs lm (Tj=25°C)	Luminous efficiency lm/W	Energy Class	Packaging sing/multi	Fixture Flux lm		
40004	BS100 LED REGOLABILE M1280 4K	48	4000	>80	53	154	-	133	A++	1	7000		
						STEP 1 5500lm 39W		STEP 2 6000lm 44W		STEP 3 6500lm 47W		STEP 4 7000lm 53W	

BS100 LED Adjustable L 1580

Order code	Description	LED Power W	Colour temperature K	Colour rendering	Power consumption Max W	N° LEDs	Flux of LEDs lm (Tj=25°C)	Luminous efficiency lm/W	Energy Class	Packaging sing/multi	Fixture Flux lm		
40005	BS100 LED REGOLABILE L1580 4K	53	4000	>80	59	192	-	136	A++	1	8000		
						STEP 1 6500lm 45W		STEP 2 7000lm 50W		STEP 3 7500lm 53W		STEP 4 8000lm 59W	